

PROTECTING
HOMES SINCE
1997



 **MADE IN
BRITAIN**



Not all doors are made equal.

Welcome to Rockdoor

Rockdoor has been the driving force behind composite doors for well over 20 years. During that time, more than half a million doors have been produced keeping families safe and secure across the country.

We are proud to offer a comprehensive collection of door styles, colours and glass designs which are exclusive to Rockdoor. From the detailing of our door mouldings through to our stunning 3D glass designs, you won't find them anywhere else but Rockdoor.

We use solid steel for our hook locks, 3 star locking cylinders, aluminium to reinforce our inner frame, high impact PVC-U for our skins and a unique S-Glaze system that locks the glass into your door for life. Security is in our DNA.

3D Door Designer

If you still can't decide which doors is right for you having read this brochure, simply visit Rockdoor.com and check out our new and exclusive 3D door designer and see our doors in 360° clarity.



Not all doors are made equal.

Keeping Families Safe and Secure in Style

Performance

| | |
|---|----|
| Why Rockdoor is Different | 4 |
| Strong Construction | 6 |
| S-Glaze | 8 |
| Lock Security | 10 |
| Cylinder Security (£1,000 Guarantee) | 12 |
| Thermal Performance | 14 |

Door Collections

| | |
|--------------------------------------|----|
| Vogue | 16 |
| Vermont | 22 |
| Jacobean | 26 |
| Indiana & Dakota | 30 |
| Illinois | 32 |
| Portland | 34 |
| Newark | 36 |
| Arcacia, Montana, Georgia & Kentucky | 38 |
| Regency, Colonial & Windsor | 40 |
| Carolina & Tennessee | 42 |
| English Cottage & Cottage | 44 |
| Stable Door | 46 |
| French Doors & Double Doors | 50 |

To Help You Decide

| | |
|---------------------------------|----|
| 3D Door Designer (New) | 52 |
| Door Styles | 54 |
| Additional Glass Designs | 59 |
| 3D Glass | 60 |
| Obscure Backing Glass | 61 |
| Thresholds | 61 |
| Furniture | 62 |
| Colours | 64 |
| Extra Security | 66 |



It's important to know what goes on under the surface of a Rockdoor, as this is what makes our door so strong and secure.

■ Hooks

Sintered steel hooks with a 25mm throw engage into the reinforced outer frame.

■ S-Glazing

No cassettes giving greater resistance to glass removal, perfect colour match and no air or water leakage. All our glass is toughened as standard or laminated where required.

■ Engineered Inner Frame

A welded and reinforced door skeleton is impervious to moisture ensuring it won't swell or rot.

■ Reinforced Frame

Rockdoor's inner frame is reinforced with aluminium making it the strongest door frame on the market.

■ Cylinder

3 star diamond sold secure cylinders prevent forced attack.

■ Deadbolt

Secures the door sash to the outer frame acting as part of the multipoint lock.

Made to Measure

All our doors are made to measure and not cut to fit. Standard composite doors are cut to fit which weakens the door overall.



Why Rockdoor is Different

■ Steel Security Mesh

Make your door 4 times stronger and impossible to cut through with steel security mesh.

■ Outer Frame

PVC-U multi-chambered, insulated outer frame for high levels of thermal performance and strength.

■ Steel Keeps

Steel hook locks engage into full length steel keeps preventing forced entry.

■ Hinges

Engineered 3 way adjustable hinges secured into the reinforced frame for extra strength.

■ High Impact Door Skins

Thick and tough 3mm PVC-U door skins both internally and externally resist cutting and impacts.

■ High Density Core

60% stronger than standard composite doors.

Designed to be Secure

Rockdoor meets and exceeds all industry standards. In fact, we achieved Secured by Design accreditation back in 1999.

Security. It's in our DNA

Strong Construction

Unique to Rockdoor

The way a Rockdoor is designed and manufactured differs greatly from timber or GRP foam slabs that are widely available in the market. It's what makes us stand out from the crowd.

Steel Security Mesh

If you are looking for total security, then upgrade to Steel Security Mesh reinforcing which is unique to Rockdoor. The Steel Mesh reinforcing is enclosed in-between the door surfaces to ensure your door will never be cut-through by a burglar, which is becoming an increasingly common form of entry for doors. Choose Steel Mesh reinforcing and you will never need to worry about this. Whilst the door will look no different, you'll have the peace of mind knowing you're protected.

Strong Internal Structure

The inner frame of a Rockdoor is fully reinforced with an Aluminium box section that makes the door super strong. Not only does it ensure the door is fully protected from temperature fluctuations, it allows us to fix all our locking mechanisms and hinges into Aluminium to strengthen the door's performance overall and make forced entry almost impossible for a burglar.

Impossible to Cut Through

Steel Security Mesh within a Rockdoor makes it impossible to cut through. It is similar to the way concrete is reinforced for extra strength. To see how easy it could be for a burglar to get into your house, have a look here www.rockdoor.com/cut-through

PROTECTING
HOMES SINCE
1997

S-Glaze

S-Glaze. Exclusively from Rockdoor

All Rockdoors feature our unique S-Glaze technology. It means the glass is locked into your door for life.

This prevents forced entry through the glass as there is no glazing bead to attack whilst also eliminating draughts through the glazing apertures improving the door's thermal performance.

S-Glaze for Security

Contrary to popular belief, burglars prefer to quietly unclip and remove the glazing panels in front and back doors rather than smash their way through them. And with most composite doors, it only takes them a minute or two as the glass is clipped in.

In Rockdoors, the double glazing is instead part of the door itself. It can't be removed.



PROTECTING
HOMES SINCE
1997



Secured by Design

To ensure your door is Secured by Design or PAS24 accredited please ask your installer.



Not all doors are made equal.

Burglar Proof Locks

70% of burglaries involve forced entry through the front or back door. Back doors in particular are vulnerable as they are often out of sight, so a strong and secure Rockdoor front and back is important.

Multipoint Hooks

Our steel hook locks slide into steel keeps that run the full length of the outer frame. It means your Rockdoor can't be forced open.

Deadbolt

The door sash is secured using the steel hooks, and then held in place with a deadbolt that engages into the centre of the door frame for maximum strength.

Gearbox

Although unseen, our multipoint lock gearboxes play an integral part in your door's security. They house our huge hook locks whilst ensuring smooth lock functionality.



In fact, it's so hard to break through a Rockdoor that the Fire Service visited our manufacturing facility for training on how to do so in the rare event of an emergency. To help them during their practice sessions, they used a high tech diamond-tipped power saw which even expert burglars don't carry with them.



Secured by Design

To ensure your door is Secured by Design accredited please ask your installer.

Totally Hooked

Strong sintered steel hook locks with a 25mm throw securely attach the door to the frame.

For over 20 years we've been investing in the technology needed to build you the toughest, safest and most energy efficient doors available. Our locking systems and reinforced inner frames protect more than half a million UK homes.

Can you really afford to settle for anything less?

PROTECTING
HOMES SINCE
1997

Diamond Secure 3 Star Cylinders

It's reassuring to hear and read about 3 star cylinders, multipoint locks, 50mm thickness, reinforced frames, toughened glass, S-Glaze technology and high impact PVC-U skins.

But we know what matters most as you lock up your home is that the only way to get past your Rockdoor is with your key.

That's why Rockdoors come with a 3 star security rating – the best there is.

Forced Attack

Prevention is the cure to stop forced entry into your home. The cylinders we use are designed to go into 'lock down mode' if the attempt of forced entry is detected keeping you and your property secure.

Snapping

An innovative sacrificial front section is designed to snap away if attacked by an intruder, which in turn shuts down the locking mechanism and prevents access to the inner workings of the lock keeping you safe.

Drilling

You'll have probably never heard of it, but our cylinder features a solid cam which is made of a material called 'Molybdenum'. It's much stronger than steel to ensure your lock can withstand any burglar's attempts to drill through your lock.

£1,000 Guarantee

We are so confident our lock cylinders cannot be snapped that we offer a £1,000 guarantee against this. For more details visit www.rockdoor.com/guarantee



Our lock cylinders are burglar proof. A TS007 3 star rating (the highest available), SS 312 Sold Secure Diamond Standard and Secured by Design accreditation see to that.



PROTECTING
HOMES SINCE
1997

Key to Your Castle

If you buy cheap you invariably buy twice. So we've made no effort to cut corners. When it comes to protecting you and your loved ones, we've been tried, tested and trusted for over two decades. To protect against lock 'fishing' which is becoming more common with burglars, do not leave your keys in the back of your door.

Don't settle for second best.
Choose Rockdoor to protect your home.



Secured by Design


To ensure your door is Secured by Design accredited please ask your installer.



Sold Secure

3 Star Cylinder Master Locksmith Association's highest possible rating – SS312 Sold Secure Diamond status.

Thermal Performance



What Else Can We Say?

Like your safety, your energy bills are in good hands.

A combination of material choices such as PVC-U and a 50mm thick high density polyurethane core and unique manufacturing techniques such as S-Glaze Technology, allow Rockdoor to produce good thermal ratings.



Thicker Door Sash

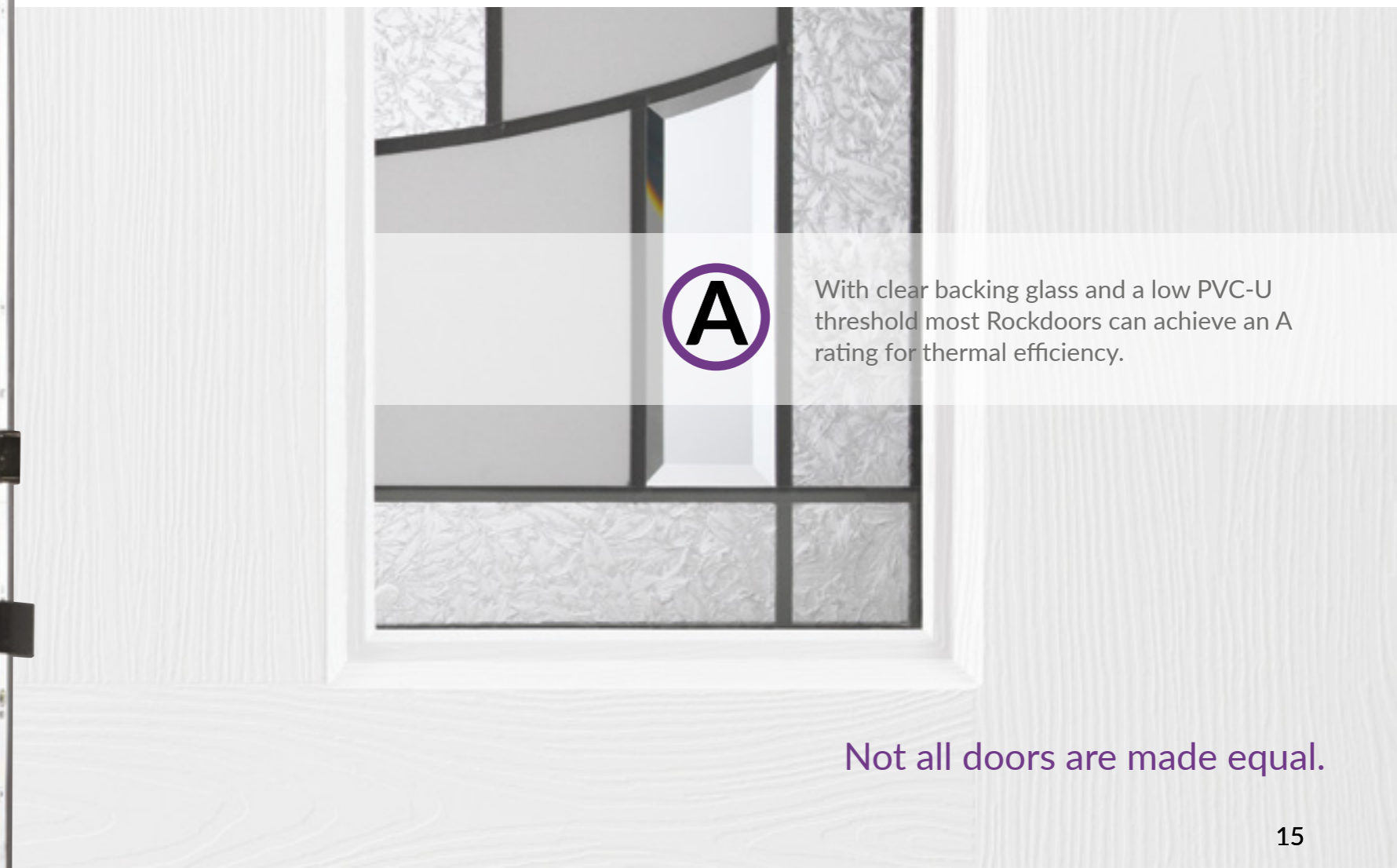
With high impact 3mm PVC-U skins, 50mm sash and high density core – Rockdoors can't be cut through.

S-Glaze Technology

S-Glaze doesn't just keep homeowners secure, it stops draughts through the glazing aperture. The glass unit is part of the door itself, not clipped in afterwards, therefore not leaving air leakage gaps.

Thermally Efficient Materials

PVC-U skins, thermally efficient glass, reinforced frames and polyurethane foam work together for the best energy ratings available.



With clear backing glass and a low PVC-U threshold most Rockdoors can achieve an A rating for thermal efficiency.

Not all doors are made equal.

Vogue

3D Designer. Exclusive to Rockdoor

If you are having trouble deciding on which door and glass design is best for you, then check out our stunning new 3D door designer on Rockdoor.com.

Bring Rockdoors to life by rotating them 360° and zooming in to see the full wow factor our doors provide.

Vogue

The Vogue Cube (4 squares) and Vogue Optima (5 squares) provide a truly stunning look, allowing you to create a modern contemporary entrance for your home. The clever effect of the 3D glass changes throughout the day. It's like having an ever changing glass design.

The Vogue Cube features inward squares, whereas the Vogue Optima design is the reverse and features outward squares (so the individual squares are on the front piece of glass).



Vogue Cube



Vogue Optima



Vogue



Vogue Fluid



Vogue Haze



Vogue Ocean

Lose yourself with the stunning aesthetics that the new and exclusive Vogue Fluid provides. If you are looking for a glass design that helps you stand out from the crowd, then a Vogue Fluid is for you. We also offer the stylish Vogue Haze and Ocean to add kerb appeal to your home.



Vermont Grey Shades

The Vermont Grey Shades (left) is a popular design with homeowners looking for a traditional bevelled design with a contemporary door style. The grey glass bevels and sandblasted glass accentuate the door mouldings, whilst the clear lines provide extra detailing.



Vermont Continuity



Vermont

Vermont Continuity



The Vermont Continuity (above) is subtle but stunning. The 3D glass emphasises the door mouldings with clear glass lines that run through on the front facing piece of glass, with the reverse on the inner piece of glass.



Vermont Haze

Vermont

The Vermont Shade (left) and the Vermont Haze (below) are both 3D effect glass designs that can transform your home. Whether you prefer the rectangular shapes of the Shade or the artistic free flowing lines of the Haze, you'll be sure to be the envy of your neighbours.



Vermont Shade **3D GLASS**



3D GLASS Vermont Haze



Vermont Grey Shades



3D GLASS *Jacobean Border*

Combine this hugely popular door style with our new 3D Border glass design for the ultimate contemporary finish. It's definitely worth viewing this door using our new 3D designer to truly appreciate the effect of this glass design. The Shade pictured too also provides a contemporary door style, but adds an extra layer of privacy through a mix of sandblast and sandstone glass.



Jacobean Shade **3D GLASS**



Jacobean Shade internal view

3D GLASS



Jacobean Ellipse



Jacobean Inspire



Jacobean Summit



Jacobean Apollo

Jacobean Fluid in 360° Beauty

The Jacobean Fluid is so unique that it's worth a special visit to Rockdoor.com to view this design using our new and exclusive 3D door designer.

The stylish curved glass pattern uses sandstone and sandblasted glass to create a truly stunning design that will captivate passers-by.

Combining traditional lines with stunning glass design options, the Jacobean looks just as great at the front as at the back of your house – particularly when surrounded with glass side panels. The glass designs shown here feature a mix of traditional lead, glass bevels and gluechip glass.



Indiana



Dakota

The slick lines of the Indiana have made it one of the most popular styles Rockdoor manufacture. When combined with a stainless steel bar handle, a knocker and a letterplate the results are phenomenal.

Stylish, secure and energy efficient describe the Dakota perfectly. Whether chosen to provide total privacy or in between two glass side panels, the Dakota provides a touch of class.



The Illinois is similar in style to one of our best-selling doors, the Jacobean, but features slightly longer glass apertures and a delicate swept head. Choose from 3 different glass designs as shown, or choose sandblasted glass for a contemporary finish.





Portland Horizon




Portland Beacon



Portland Beacon

If your priority is letting light in, look no further than the Portland. As well as the security of S-Glaze glass, you've the option of ornate glass bevels and stunning gluechip glass.



Portland

Portland Apostle

MADE IN
BRITAIN

Newark



Newark Iris



Newark Bright Star



Newark Lantern



Newark Citadel



Newark Jubilee

Old meets new in this modern take on a traditional classic. Newark's moulding lines blend Victorian characteristics with contemporary styling.

This is demonstrated by the Newark Iris which is a traditional door style that can complement your property type, but features a modern stylish piece of glass as shown which is simply stunning. Its worth viewing on our new 3D Door Designer at Rockdoor.com

Arcacia, Montana, Georgia & Kentucky



Arcacia Summit

Modelled on traditional timber doors but built without any of the limitations and drawbacks of wood, this popular quartet features a selection of ornate glass designs and deep timber-effect mouldings.



Georgia Constellation



Kentucky Summit



Montana Libra



Colonial, Windsor & Regency



Front or back, terrace or town house....these three are amongst our most popular styles. Remember as with all Rockdoors, style and kerb appeal never compromise safety, security and energy efficiency.

Carolina & Tennessee



Carolina Clear Glass



Carolina Clear Glass



Tennessee Dorado



Tennessee Linear

Similar in style, the Carolina and Tennessee are popular door styles within our range for homeowners looking for traditional effect entrance doors. The Carolina features a Georgian look and feel to the glazing aperture and provides high levels of privacy, whereas the Tennessee lets in more light and is available with different glass designs.



English Cottage Clear Glass



English Cottage Clear Glass



English Cottage Clear Glass



Cottage Spy View Clear Glass

Ever so slightly different in style and both popular. The English Cottage features a narrow mid rail and a curved top moulding detail, with the Cottage featuring a deeper mid rail and straight top moulding detail.



English Cottage & Cottage

English Cottage Square Lead



Stable doors add charm and convenience, so it's no surprise that they're such a firm favourite. They allow the outside in by acting as both a door and a window.

Rockdoor Stable Doors

In the past there was once the prospect of leaking weather seals and misfits over time as a result of warping wood. Not anymore. Every maintenance-free Rockdoor Stable Door is made to measure and features all the technology you need to enjoy headache-free stable door convenience.

Practical

A slide bolt allows you to operate the top of the door independently of the bottom of the door, helping you bring the outside in. It's also a great way to keep pets inside whilst letting fresh air in.



Stable View Light Clear Glass



Stable View Light Clear Glass



Stable View Light Clear Glass

Unique

Unique to Rockdoor, our tried and tested custom-made centre seal ensures the door acts as one. You won't need to worry about leaks.



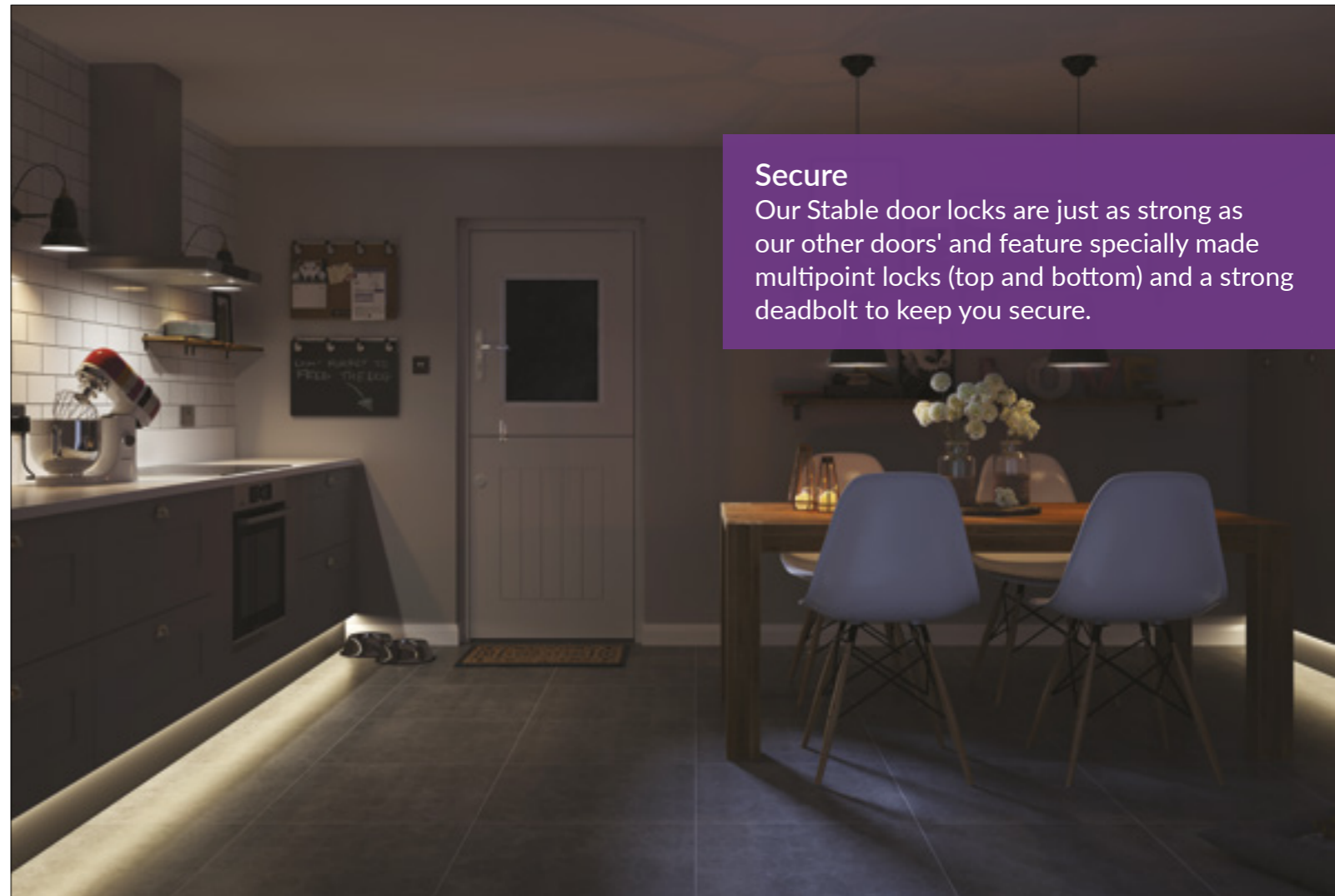
Stable Spy View Clear Glass

20 Year History

The Stable door pictured here was installed on a coastal property on the Isle of Man 20 years ago and still looks good today.

Stable Door

Rockdoor.
Tried, Tested &
Trusted.



Secure

Our Stable door locks are just as strong as our other doors' and feature specially made multipoint locks (top and bottom) and a strong deadbolt to keep you secure.

Not all doors are made equal.

French Doors & Double Doors

Choosing Rockdoor French Doors or Double doors means you don't have to compromise on safety.

Multipoint locks, deadbolts and high security hinges are joined by restrictors and shoot bolts which engage into the top and bottom of the outerframe for total security.



Rockdoor French Doors

They may look great and let lots of light into a room, but they were once easy prey for burglars. Rockdoor French Doors were the first in the industry to achieve Secured by Design accreditation for safety and security – whilst also being extremely energy efficient.

Can't Find Your Perfect Door?

Online 3D Door Designer

Choose any door, any colour and any glass design from our extensive collection to help you find the perfect door.

Easy to Use

Follow the step by step process which will help you configure the door you want. The combinations are endless.

Visualise on Your Home

Once designed, you can visualise on your own home by taking a picture on your mobile device, or uploading one from your PC.



Exclusive to Rockdoor.



Visit Rockdoor.com to start your design.

3D Door Designer

3D Designer. Exclusive to Rockdoor

Take the guess work out of choosing your door with our new and exclusive 3D Designer.

The designer lets you spin the door 360° and zoom in, so you can see exactly how our glass designs look from different angles in high definition.

Need Some Inspiration?

Check out our Social Media

Instagram, Pinterest, Facebook, Twitter – whatever your preference, search for us online to see thousands of installed doors keeping Britain's families secure.

Community of Happy Homeowners

Thousands of homeowners every year, for the last 20 years, have chosen Rockdoor to keep their family safe and secure. We hope you'll be joining them.



Inspire Others

We absolutely love receiving pictures of installed Rockdoors. We pride ourselves on their security and style, so seeing them enhancing your home is great.

If you can, we'd love for you to send us pictures of your installed door to inspire future Rockdoor homeowners.

Simply email us Installations@rockdoor.com or tag us on social media [@rockdoorltd](https://www.instagram.com/rockdoorltd)



PROTECTING
HOMES SINCE
1997

email: Installations@rockdoor.com

Jacobean



Portland



Vermont



Illinois






Vogue



Newark



* Contains Gluechip glass in the design.



Clear Glass

Libra*

Renaissance*

Clear Glass

Dorado*

Summit

Ellipse

Linear

Crystal Bevel

Clear Glass

Constellation*

Northern Star*

Clear Glass

Triton*

Titania*

Summit

Ellipse

Linear

Crystal Bevel

Clear Glass

Cosmopolitan*

Summit

Ellipse

Crystal Bevel

Clear Glass

Clear Glass

Clear Glass

Aquarius*

Summit

Ellipse

Linear

Crystal Bevel

* Contains Gluechip glass in the design.

Stable Spy View



Clear Glass Clear Glass

Stable View Light



Clear Glass Clear Glass

Stable Diamond



Clear Glass Clear Glass

Carolina



Clear Glass Clear Glass Clear Glass

Virginia



Clear Glass Clear Glass

English Cottage



Clear Glass Square Lead

Cottage Spy View



Clear Glass Clear Glass

Cottage View Light



Clear Glass Clear Glass

Classic French Door



Clear Glass



Clear Glass

Vogue French Door



Clear Glass



Clear Glass

Regency



Clear Glass Clear Glass

Colonial




Additional Glass Designs

We are pleased to offer the following glass options to help you match certain property types or existing window patterns.


Georgian Bar is only available in Windsor, Jacobean, Kentucky, Portland and Stable View Light in White, Light Oak or Woodgrain. Georgian Bar reduces the Door Energy Rating.



Georgian Bar



Diamond Lead



Square Lead

Create an Entrance with 3D Glass

Unique and exclusive to Rockdoor, our popular 3D glass designs will create an instant talking point with everyone knocking at your door and give your home real kerb appeal.



Clear (inward or outward) gaps. These designs feature opposite sandblasted effects on the front or rear piece of glass for the ultimate 3D effect.

Styles available with this effect are:

- Vogue Cube (inward effect)
- Vogue Optima (outward effect)
- Vogue Archer (inward effect)
- Vermont Continuity (inward effect)
- Jacobean Border (outward effect)



Obscure. The beauty of 3D effect glass, but with a little more privacy. These designs feature a clever use of sandblasted and sandstone glass which work together perfectly to provide stunning effects combined with privacy.

Styles available with this effect are:

- Vogue Fluid
- Vogue Haze
- Vogue Shade
- Newark Iris
- Vermont Shade
- Vermont Haze
- Jacobean Shade
- Jacobean Fluid

3D Door Designer - 360°

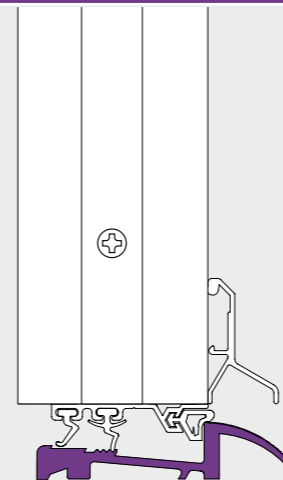
The best way to see how our 3D glass designs looks from all angles is to visit Rockdoor.com and use our 3D door designer.

Obscure Backing Glass

| | | |
|----------|---|----------------------------|
| | | |
| Woodland | Sandstone | Honeycomb |
| | | |
| Glacier | Gluechip (Gluechip is a bespoke random pattern) (extra cost option) | Misted (extra cost option) |

Choosing an obscure backing glass in replacement of clear glass will reduce the Door Energy Rating - we recommend all designs featuring Gluechip glass are backed using clear glass to enable us to use a specially coated glass (these designs are indicated with an * between pages 54 – 59). Alternatively, if you would like a different backing glass, the above options are available.


Thresholds



Raised by just 15mm from the floor providing convenient access for prams and wheelchairs.

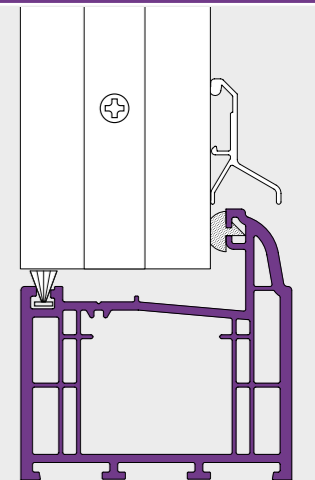


Low Aluminium Threshold



Raised by 50mm meaning there is a small step into the house but still providing easy access. The seal ensures maximum thermal performance, whilst suiting carpeted entrances.

Slim PVC-U Threshold



Raised by 70mm meaning there is a larger step into the house, but this may be required based on your door survey. The seal ensures maximum thermal performance, whilst suiting carpeted entrances.

Full PVC-U Threshold

Unique and Exclusive to Rockdoor

Standard Furniture

All furniture options on this page are available in Polished Chrome, Graphite, Polished Gold or Midnight Black unless otherwise stated.



Lever/Lever
(Standard Handle)



Lever/Pad
(Exterior only)



Wrought Iron
(Black only)



Victorian Centre Knob
(Available in Chrome, Graphite and Gold)



Urn Knocker



Urn Knocker with spy hole



Architectural Knocker



Letterplate



Numerals



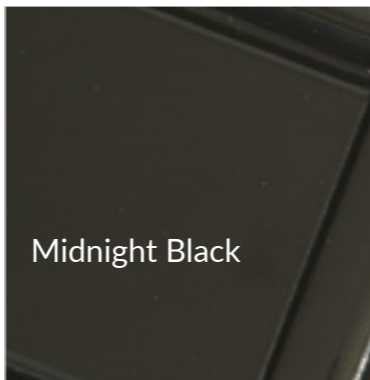
Polished Chrome



Graphite



Polished Gold



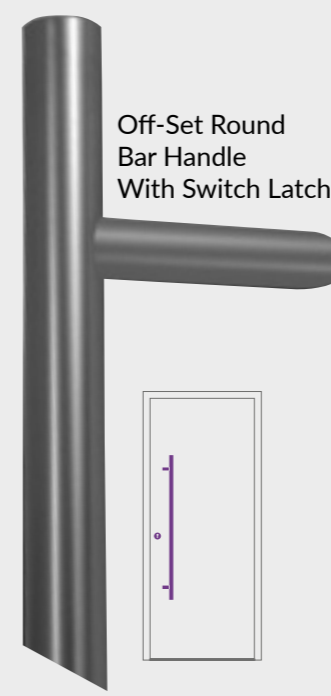
Midnight Black

Stainless Steel Furniture

All furniture options on this page are made from marine grade stainless steel. Each door that features stainless steel furniture will come with a cleaning solution to help you maintain the appearance of this natural material.




Round Bar Handle With Switch Latch




Off-Set Round Bar Handle With Switch Latch



Square Bar Handle With Switch Latch



Off-Set Square Bar Handle With Switch Latch



SWITCH LATCH
The best of both worlds

Switch Latch allows you to set your lock so the latch can secure the door in place when opening and closing should you wish it to do so (in a similar way to how a split spindle or night latch operates), or alternatively you can set it so it can open and close freely like a roller latch.

Stainless steel bar handles are available in the Dakota, Indiana, Vermont and Vogue. Indiana and Vermont door styles have minimum width size restrictions.



Lever/Lever



Rose Handle
(Comes with an escutcheon)



Escutcheon
(Standard with bar handle)

An escutcheon functions best when combined with a bar handle as shown above, as doors need a slight compression to lock or unlock the door by pulling/pushing on the handle.



Letterplate



Contemporary Numerals



Contemporary Knocker









Square Centre Knob

Colour, inside & out


Rockdoors are available in 14 colours so you can choose what's right for you. Each colour features a delicate wood effect grain to make it look like a timber door.

As Rockdoors are 'made to order', not 'cut to size', all colours are available inside and out. Please check our colour swatch before ordering or use our door visualizer at Rockdoor.com.




Extra Security

Rockdoors are designed to be strong and secure, but sometimes where a door is installed in an isolated location where the door could be subjected to a prolonged attack, extra security might be required to provide additional strength to your door.



■ Steel Security Mesh (Exclusive to Rockdoor)

You'd be surprised how easy a GRP composite door is to cut through with a Stanley knife to gain entry to your home. As Rockdoors are made from scratch here in the UK, it allows us to put Steel Security Mesh within the door itself where required, making it 4 times stronger and impossible to cut through with a knife.



■ Laminated Glass

It's very rare for door glass to be smashed due to the noise this would create drawing attention to the intruder. Whilst all our glass is toughened as standard, we do offer customers who feel particularly vulnerable the option to upgrade to laminated glass, often in accordance with Secured by Design (mentioned below). Laminated glass is two pieces of glass with a plastic inner film like a car windscreen.



■ Secured by Design

Secured by Design is a Police backed initiative that is designed to prevent the risk and fear of crime. It does this by setting out standards that doors manufacturers should achieve. To ensure your door is both PAS24 and Secured by Design, please speak to your installer before ordering.



Why would I need extra security on a Rockdoor?

70% of burglaries are through a front or back door.
But, not through a Rockdoor.

Not all doors are made equal.



3D Door Designer - 360°

Still can't decide, then why not visit [Rockdoor.com](https://www.rockdoor.com) and design your door using our 3D door designer.